



Documentation for Live Edit

Table of Contents

Table of Contents	2
Live Edit	3
License	3
Live Edit tool 3.x compatibility	3
Download	3
Requirements	4
User guide 3.x	5
Use	5
Log	6
Troubleshooting	7
Install	7
Uninstall	7
Changelog v3.x	8
Hot Folder Tool 3.x	8
v3.0	8

Live Edit

The OKMLiveEdit tool allows to quickly edit documents that are in the OpenKM repository.



It is mandatory to enable the Live Edit function in OpenKM. More information at [Enable extensions](#).

License



Live Edit tool for WINDOWS is licensed under the terms of the [EULA - OpenKM End User License Agreement](#) as published by OpenKM Knowledge Management System S.L.

This program is distributed WITHOUT ANY WARRANTY; without even the implied warranty of MERCHANTABILITY or FITNESS FOR A PARTICULAR PURPOSE. See the [EULA - OpenKM End User License Agreement](#) for more details.

Live Edit tool 3.x compatibility

App version	OpenKM Compatibility		Status
	Professional	Community	
3.0	Version 7.1.14 and upper.	Not compatible.	Active.

Download

- OpenKM Live Edit Tool 3.0 is available at OpenKM download center.

Requirements

Before running the application, be sure you get installed Visual C++ Redistributable for Visual Studio.

- Visual C++ Redistributable for Visual Studio 2012 ([x86 or x64](#)) (Recommended).
- Windows installer 4.5.
- NET Framework 4.5.2 ([x86 or x64](#)).



To install, **run as administrator** the file "**setup.exe**".

User guide 3.x




The OKMLiveEdit tool allows to quickly edit documents that are in the OpenKM repository.


Use



It is mandatory to enable the Live Edit function in OpenKM. More information at [Enable extensions](#).



When this extension is enabled, the action of the  **Edit**,  **Update** and  **Cancel edit** buttons change and will be used to edit the document in this new way.

1. Choose a document in OpenKM user interface.
2. Click on  **Edit icon**. (A pop-up window "**Launch application**" will open, it is recommended to check the option "**Remember my choice for liveedit links**" and press the "**Open link**" button.)
3. Now the main live edit window will be shown. This window will show a list of the documents you are editing. Based on the document type, each document is automatically opened by the corresponding software. (For example, if you edit a .docx document will be usually opened by Microsoft Office or LibreOffice software).
4. Each time the document is saved with the editing software, the changes are updated in OpenKM to preserve the changes. Until click on the **Update** button, the changes will not be accepted in the OpenKM repository, creating a new document.



For example, in the case of editing images, should be set the OS program for editing, otherwise, the images will be opened by the Windows visualization of photos tool.

Factura
Número Factura: #CU000087
Fecha: 21/03/2020

Imagen S.A.
CIF: B12578946
Av. Paraíso, Nº 456
Granada, España

Cliente: Pepe Perez

CANTIDAD	CONCEPTO	PRECIO	NETO
1	Material gráfico y recursos	100,00€	150,00€
1	Formación equipo marketing	350,00€	450,00€

TOTAL FACTURA	
Detalles	Importe
Base imponible	600,00€
Total IVA	94,00€

OKMLiveEdit
File
/okm:root/compare/Inv

Página: 1 de 1 Palabras: 51 Español (España, internacional) 100%

Log

In **My Documents/OpenKM**, the following log files are found:

- **OKMLiveEdit.log** contains the full log trace.
- **OKMLiveEdit_installer.log** contains information about the installation process.

Troubleshooting

Install

To install, run as **administrator** the file "**setup.exe**".



After installing the Live Edit Tool, it is mandatory to restart the operating system for proper operation.

Uninstall

Steps to **uninstall** the application correctly:

1. Go to the **Control Panel**, select the **Uninstall a program** option.
2. Look in the list for the application "**OKMLiveEdit**", and **uninstall** it.
3. If this is the case, select the option "**Automatically close the applications and try to restart them after completing the configuration**" and press the "**Accept**" button.

Changelog v3.x

Hot Folder Tool 3.x

v3.0

- Released 2020-06-18